



WISDOM

## FICHA TÉCNICA

# Lampara KL5M



CODIGO

SMPF-LMW003

SISTEMA DE VERIFICACIÓN DE CARGA DE BATERIA

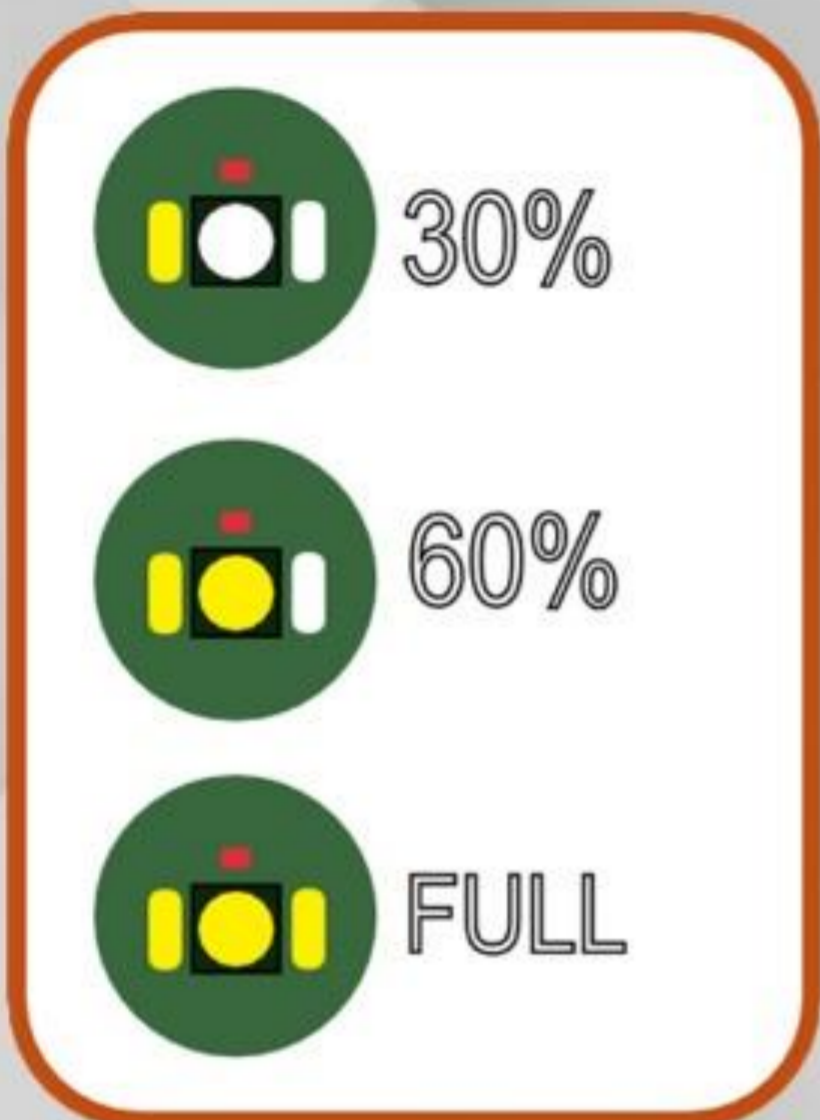
## LÁMPARA KL5M

### MINERA

KL5M diseño ergonómico, Sistema NFC 100% ORIGINAL

### DESCRIPCION

EL modelo de lámpara minera Wisdom KL5M cuenta con un novedoso sistema brightness que nos da mucha más luminosidad logrando llegar a 18 000 Luxes con un tiempo de trabajo de 13 horas y cargado de 6 horas. Sistema de seguridad SOS. Tecnología que nos permite visualizar la carga de la batería.



BATERÍA 7800 mAh

### CARACTERÍSTICAS TÉCNICAS

Tipo de batería	: Li-ion
Capacidad de batería	: 7.8 Ah
Luminosidad a 1m	: 18 000 Luxes
Horas de Iluminación	: 13 horas
Tiempo de cargado	: 5-7 horas
Vida útil	: 1200 cargas aprox.
Sistema	: Flacheo SOS - Aviso de batería baja



www.siaplusafety.com



977 152 028



WISDOM





WISDOM

## FICHA TÉCNICA

# Lampara KL5M



CODIGO

SMPF-LMW003

### Especificaciones técnicas KL5M

Características	Especificaciones KL5M
Versión	KL5M Standard
Capacidad Nominal	7800 mAh
Tensión Nominal	3.7 V
Tiempo de descarga en uso continuo	13 h
Luz principal: voltaje de funcionamiento	3.0 V
Luz principal: flujo luminoso	340 lm
Luz principal: Potencia	1.92 W
Grado de iluminación (distancia 1 m)	18000 lx
Luz principal: vida útil	>50000 h
Luz auxiliar: potencia	0.4 W
Luz auxiliar: Vida útil	40000 h
Tiempo de protección coto circuito	< 320 $\mu$ s
Vida útil de la batería (recarga)	1200 ciclos (en condiciones normales de trabajo)
Tiempo de carga NWB-45A	4-6.5 hours
Dimensiones	95 x 38 x 102 mm (Size of the battery box)
Sistema de control batería	Control por tres luces en el cabezal
Protección	IP68
Sistema de autenticidad	NFC
Peso	500 g



[www.siaplusafety.com](http://www.siaplusafety.com)



977 152 028



WISDOM



# FICHA TÉCNICA

## Lampara KL5M



### CODIGO

SMPF-LMW003

### KL5M, KL8M, KL12M

Brighter, Safer

English



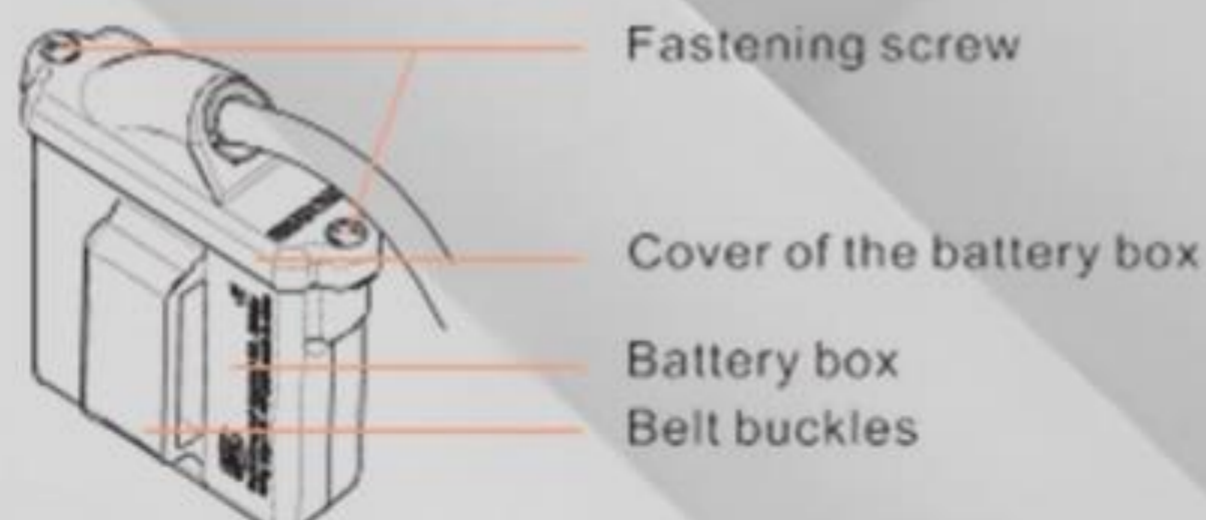
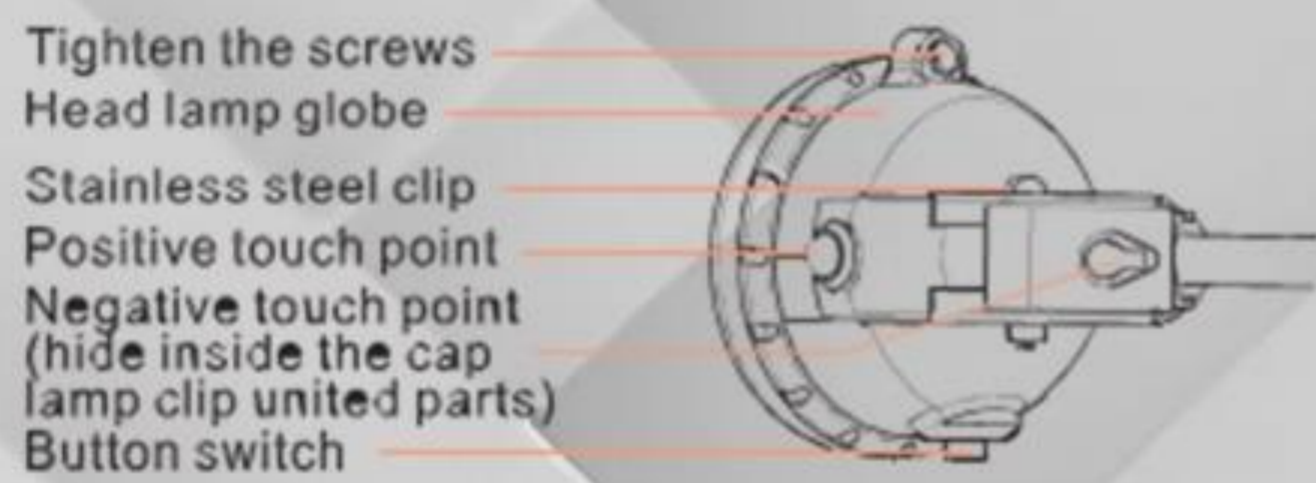
#### 1 Packing list



1 piece of lamp with cable

1 manual

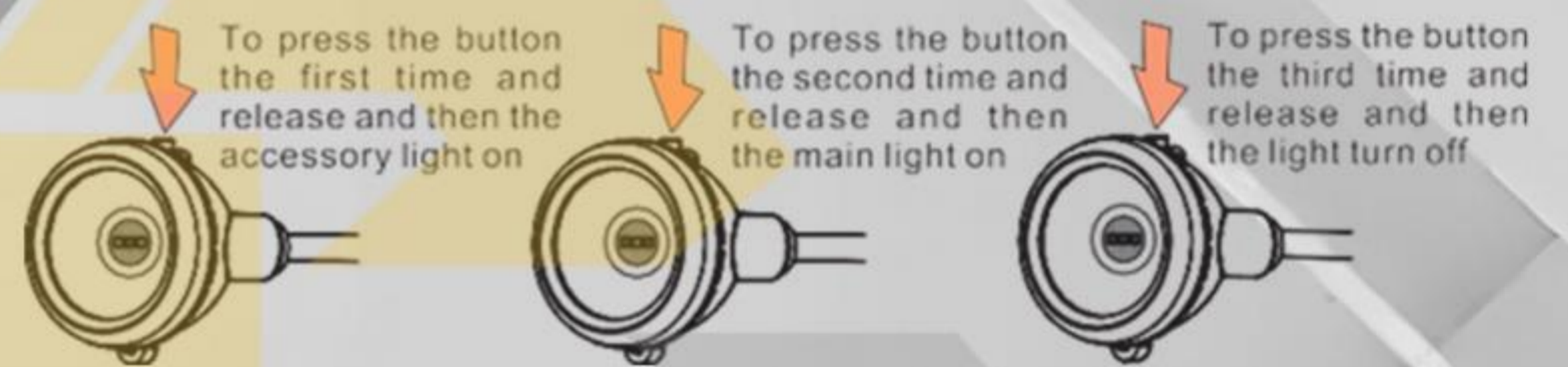
#### 2 General Guide



#### 3 Basic parameters

Model	KL5M	KL8M	KL12M
Continually working time	≥13h	≥13h	≥13h
Charging time	3~4h(fast intelligent) 5~8h(traditional)	5~6 h(fast intelligent) 10~13h(traditional)	about 6 h(fast intelligent)
Weight	0.5kg	0.6kg	0.6kg

#### 4 On and off instruction



#### 5 Usage guide for the NWB-25A or NWB-20

(5.1) To put the portable charger plugged with power, then the portable charger indicator lights.



(5.2) Put the Lamp with cable cap lamp connect with the charger. Fix the brass pin (cathode) of the charger with the hole of the cap lamp clip united parts.

(5.3) Rotate the head lamp for 180° degree clockwise, make sure the anode touch point of the cap lamp closely connect to the connected metal base (anode metal spring), and then the indicator light turns red which means the lamp is in charging.



(5.4) Usage guide for the NWB-25A, When the indicator light of the charger keep flashing from green to red, it means the battery is at least 90% charged. The KL8M can work for more than 13h continuously if stop charging at this moment. When charging the NWB-25A charger, the indicator is green light flashing means completed charge the battery.

(5.5) When charging the NWB-20 charger, the indicator turns green means completed charge the battery.

(5.6) Rotate the head lamp for 180 degree anti-clockwise; take it off from the charger for usage.





## FICHA TÉCNICA

# Lampara KL5M



### CODIGO

SMPF-LMW003

### 6 NOTE

- (1) The Lamp with cable will be half charged before delivery, please fully charge it before using.
- (2) Please use our own matched chargers to charge our lamps; otherwise the cap lamp will be damaged.
- (3) In order to get the best performance of the cap lamp, please clean the head lamp glass timely.
- (4) If the lamps will be stored for a long period, please repeat the following maintenance steps every two months: full charged - completely discharged - charged for 2hours.

### 7 Troubles and Troubleshooting

Troubles and Troubleshooting	Trouble analysis	Troubleshooting
Light is not on when pressing the button	Battery power is used up	Charge the lamp
Discharging time is less than 13 hours	Battery is not fully charged	Making sure the lamp well connected to the charger when charging

### 8 Safety Warnings

- (1) Shooting at eyes directly must be avoided while the lamp is working since the light is so bright and can hurt eyes.
- (2) Disassembling the cap lamp into parts is not permitted, since it's not safe and reliable to work underground without the full suite/ complete components.
- (3) Forbidden to crash and strike the lamp.
- (4) Not allowed to charge the lamp underground.
- (5) Keep the lamp away from fire sources.
- (6) Do not disassemble the lamp or change the part underground. All the maintenance and repair must be done on the surface! It is not allowed to replace the structure of the cap lamp and the parts.
- (7) Do not disassemble the lamp or repair the battery parts by yourself.
- (8) The discarded cap lamp should be disposed together rather than throw away without management.

Estos productos también pueden ser usados en:



**PESCA, BUCEO  
LUCHA CONTRA INCENDIOS**



**MINERÍA, EXPEDICIÓN**



**CAMPAMENTO, CICLISMO  
DEPORTES DE AVENTURA**



7800 mAh



[www.siaplusafety.com](http://www.siaplusafety.com)



977 152 028



**WISDOM**